



QUICK FIX – NEW ERA I

Alarm during building up of negative pressure:

If the NEW ERA I is turned on it will attempt to achieve the pre-set negative pressure.

If no tube is connected or there is a significant leak in the system the set negative pressure cannot be reached and the alarm will be activated. The pump will stop, the alarm will sound and the display shows:

**Pressure not reached!
Restart treatment?**



Please check if tubing is connected or if there is a significant leak



: Restarts the treatment



: Results in returning to the Main menu.

Alarm negative pressure loss / failure to reach maximal negative pressure

If the set negative pressure is reached and a leak develops (the system is not airtight) or the tubing is disconnected the NEW ERA I will try to reach the set negative pressure. If the pump operates on maximum speed, but still does not reach the set negative pressure within the set delayed alarm time, the alarm is activated and the alarm will sound.

This alarm will only be triggered if the set pressure has been reached already. Otherwise, the alarm "no pressure" as described below will be in force.

When delayed alarm is turned off the alarm will sound immediately!

**Leak large
Check dressing
Restart treatment?**



Please check if tubing is connected or if there is a (significant) leak



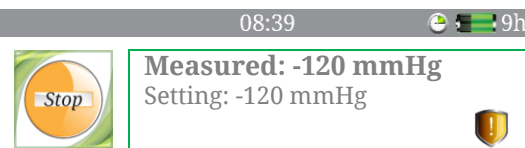
: Restarts the treatment



: Results in returning to the Main menu.

When delayed alarm is On the alarm will work as follows:

There will be an exclamation mark in the display, indicating that the pressure was outside its setting. The pump has now the time set in the delayed alarm to return within the preset settings. If the pressure is inside the settings again, the pump will continue to operate and exclamation mark remains on the screen to indicate that the pressure has been outside its setting.



If the pressure is not within its setting within the set delayed alarm time the alarm will sound.

1. By Pressure loss

**Pressure loss!
Restart treatment?**



Please check if tubing is connected or if there is a significant leak



: Restarts the treatment



: Results in returning to the Main menu.

2. By Leakage

**Leak large
Check dressing
Restart treatment?**



Please check wound seal on leakage and seal the wound again.



: Restarts the treatment



: Results in returning to the Main menu.

GETTING STARTED WITH THE NEW ERA I

Reservoir full alarm

If the canister/reservoir is full, the reservoir full alarm is activated and the alarm will sound.
The reservoir full alarm is always enabled and cannot be disabled!



Replace disposable canister.



: Restarts the treatment



: Results in returning to the Main menu.

Standby alarm

An alarm will sound if the pump has not started again within 5 minutes after you have stopped the pump, e.g. for exchanging dressing.
This alarm only works when the pump has been started one time.
The alarm will not sound if you have only turned on the NEW ERA I by the main on/off switch.



Forgotten to start treatment again after stopping. Start treatment again.



: Restarts the treatment

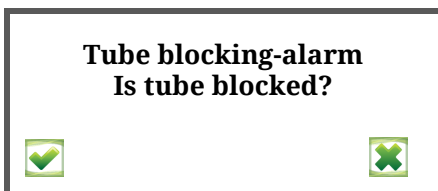


: Results in returning to the Main menu.

If the NEW ERA I has been turned on but no treatment has started within 5 minutes after the last touch on a button the NEW ERA I will automatically be switched off, in order to save power.
When connected to the charger only the LCD screen will be turned off. When disconnected from the charger the NEW ERA I will be completely off.

“Tube blocking” alarm.

An alarm will sound if the pump has not run within a set period.
The alarm will sound to indicate that the suction tubing is blocked, but be aware that the alarm will also sound if the wound is completely airtight sealed!



Tube is blocked or wound is 100% airtight sealed Please check tubing.



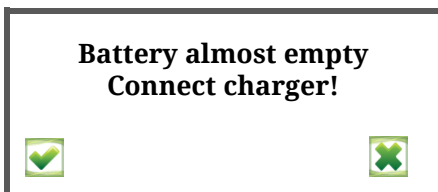
: Confirms a blocked tube resulting in the question “Restart Treatment?”



: Indicates that the tube was not blocked resulting in the question “Tube blocking-alarm will be deactivated, Restart treatment?”

“Battery low” alarm

With an empty battery, the alarm will sound and the battery on the display will be red.



Battery is almost empty. Please connect the charger! When charger is connected alarm will stop.

Treatment still goes on during this alarm!



: Returns to treatment



: Returns to treatment

“Motor on Time” alarm

The New Era I is provided with an alarm which controls continuously running from the pump, caused by a leak within the set deviation.
If the pump is running continuously for 5 minutes the alarm will sound.



Please check if tubing is connected or if there is a (significant) leak



: Restarts the treatment



: Results in returning to the Main menu.